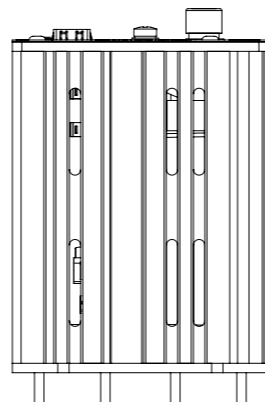
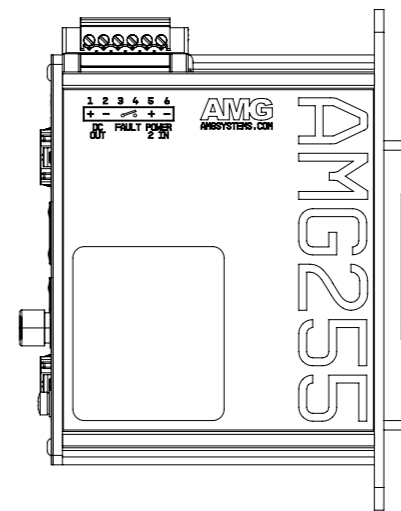
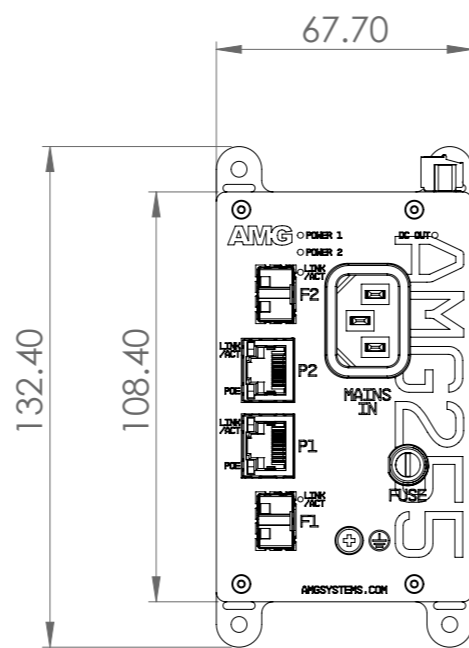
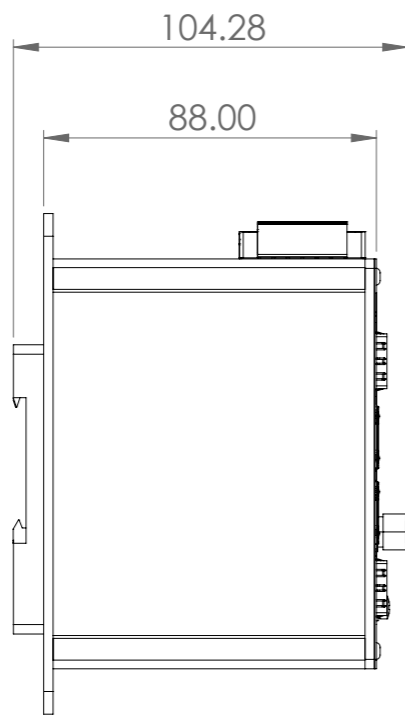
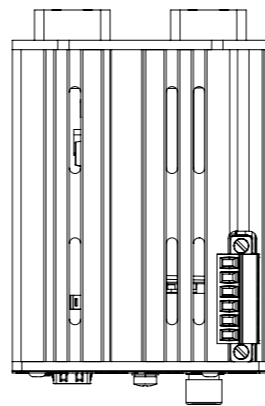


REVISION	DRN BY	DRN DATE	CHK BY	CHK DATE	CHANGE DESCRIPTION
01	AL	11/05/21	-	-	Initial drawing
-	-	-	-	-	-
-	-	-	-	-	-



DEBURR AND BREAK SHARP EDGES  
DO NOT SCALE DRAWING

UNLESS OTHERWISE SPECIFIED:  
DIMENSIONS ARE IN MILLIMETERS  
TOLERANCES:  
LINEAR: +/- 0.1  
ANGULAR: +/- 0.5



DWG NO. NA		TITLE: AMG255 2+2 (IED Connector) Dimensional Drawing	
FINISH: NA	MATERIAL: NA	REVISION 01	A3
Document is property of AMG Systems Ltd and must not be shared, copied or printed without prior consent.		SCALE:1:2	SHEET 1 OF 1

