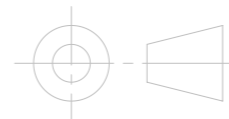
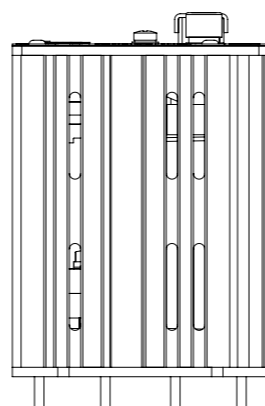
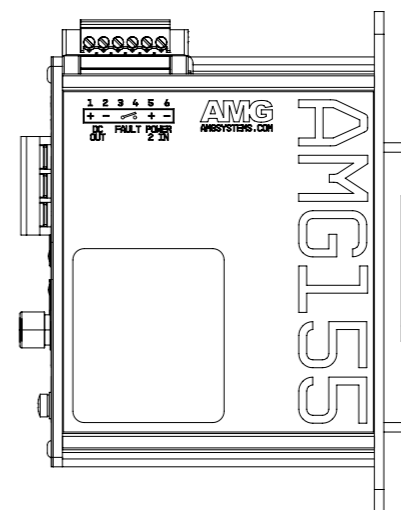
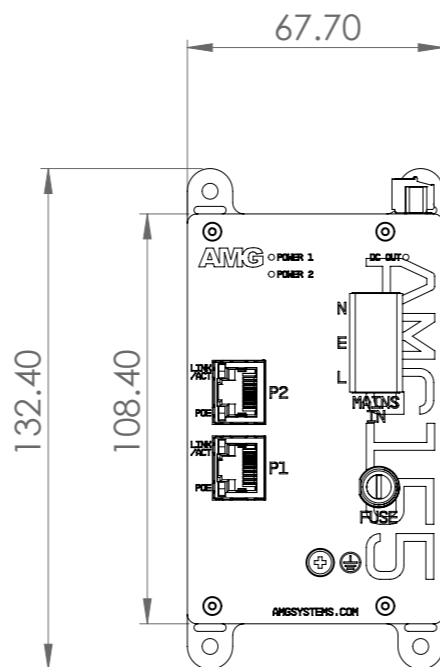
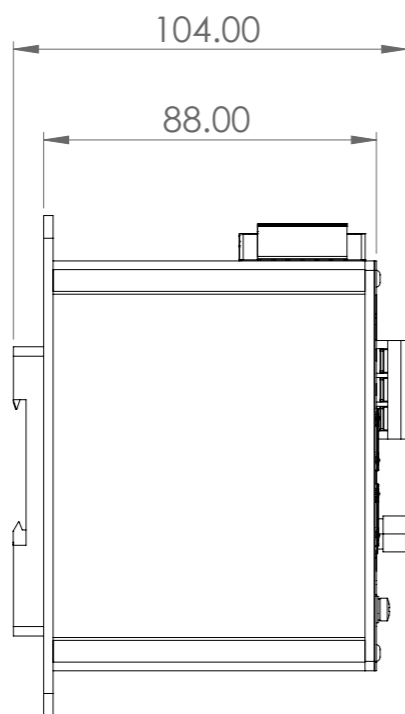
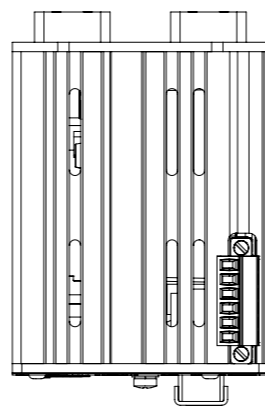


| REVISION | DRN BY | DRN DATE | CHK BY | CHK DATE | CHANGE DESCRIPTION |
|----------|--------|----------|--------|----------|--------------------|
| 01 | AL | 11/05/21 | - | - | Initial drawing |
| - | - | - | - | - | - |
| - | - | - | - | - | - |



DEBURR AND BREAK SHARP EDGES
DO NOT SCALE DRAWING

UNLESS OTHERWISE SPECIFIED:
DIMENSIONS ARE IN MILLIMETERS
TOLERANCES:
LINEAR: +/- 0.1
ANGULAR: +/- 0.5



| | | | |
|--|-------------|--|--------------|
| DWG NO. NA | | TITLE: AMG155 2+0 (Barrier Terminal) Dimensional Drawing | |
| FINISH: NA | REVISION 01 | | |
| MATERIAL: NA | A3 | | |
| Document is property of AMG Systems Ltd and must not be shared, copied or printed without prior consent. | | SCALE:1:2 | SHEET 1 OF 1 |