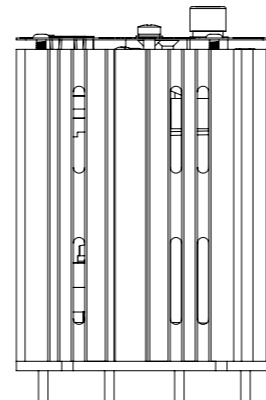
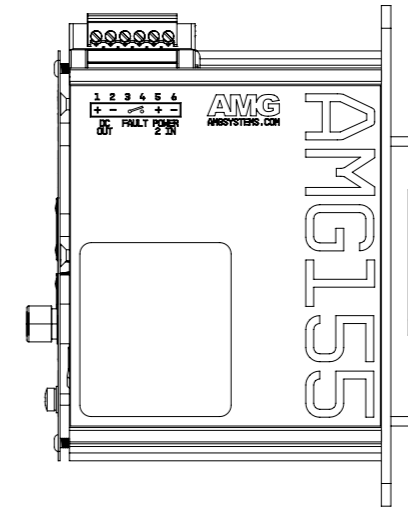
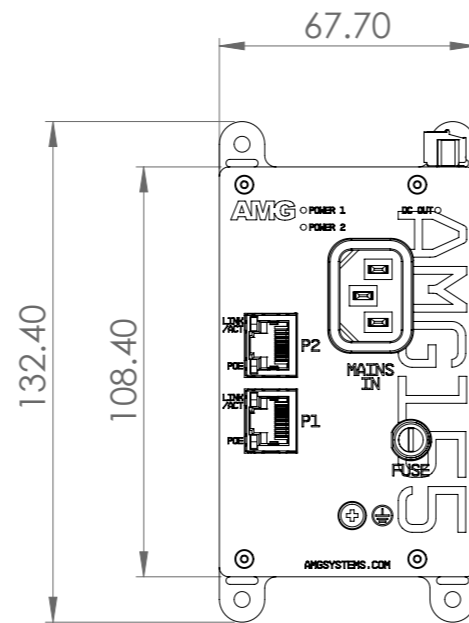
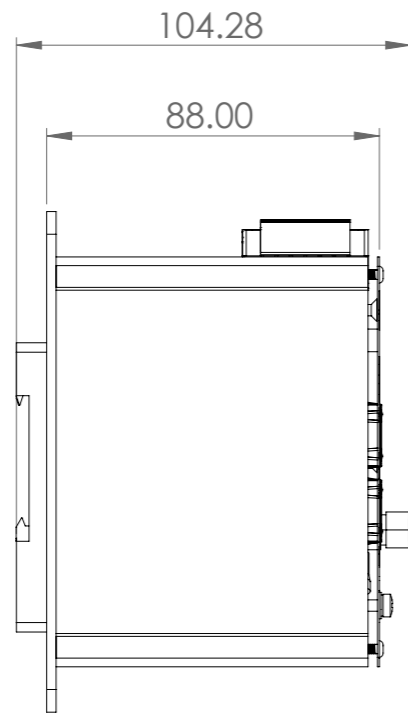
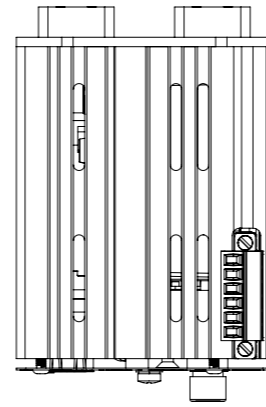


REVISION	DRN BY	DRN DATE	CHK BY	CHK DATE	CHANGE DESCRIPTION
01	AL	11/05/21	-	-	Initial drawing
-	-	-	-	-	-
-	-	-	-	-	-

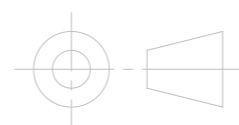


DEBURR AND BREAK SHARP EDGES
DO NOT SCALE DRAWING

UNLESS OTHERWISE SPECIFIED:
DIMENSIONS ARE IN MILLIMETERS
TOLERANCES:
LINEAR: +/- 0.1
ANGULAR: +/- 0.5



DWG NO. NA	
TITLE: AMG155 2+0 (IEC connector) Dimensional Drawing	
FINISH: NA	REVISION 01
MATERIAL: NA	A3
Document is property of AMG Systems Ltd and must not be shared, copied or printed without prior consent.	SHEET 1 OF 1



SCALE:1:2